

Reversible Safety Floor Mats

To be used **ONLY** with Secure[®] MAT-80 Alarm (SMA-80) or Secure[®] MAT-120 Alarm (SMA-120)

Model # MAT-1 (24" x 36") or MAT-2 (24" x 60") • Made in China

CAUTION:
Position excess
nurse call cable to
avoid trip hazard.

WARNING:

- Carefully read and understand the Secure[®] Reversible Safety Mat instructions prior to use.
- NEVER connect the Secure[®] Reversible Safety Mat Alarm to a bed or chair pad. The Secure[®] Reversible Safety Mat Alarm's function is exactly the reverse of a bed or chair pad's function. The safety mat system will sound when pressure is applied to the mat. A bed or chair pad system will sound when pressure is released from the pad.

The Secure[®] Reversible Safety Floor Mats were designed to work only with the Secure[®] Mat Alarms. The Secure[®] Mat Alarms will sound when a resident steps on the Secure[®] Reversible Safety Mat. The Secure[®] Safety Mat is made of slip-resistant material on both the top and the bottom. The mat was designed to be reversible for longer continuous use. The large size mat comes in 2 sizes: 24" x 36" or 24" x 60".

Please read prior to use:

WARNING: This mat must **ONLY** be used with the Secure[®] MAT-80 Alarm (SMA-80) or Secure[®] MAT-120 Alarm (SMA-120)

WARNING to avoid possible injury:

- Carefully read and understand the Secure[®] Safety Mat Alarm instructions prior to use.
- NEVER connect the Secure[®] Safety Mat Alarm to a bed or chair pad. The Secure[®] Safety Mat Alarm's function is

exactly the reverse of a bed or a chair pad's function. The safety mat system will sound when pressure is applied to the mat. A bed or chair pad system will sound when pressure is released from the pad.

PLEASE NOTE: The Secure[®] Reversible Safety Mat & Alarm must be tested prior to each use.

CAUTION: If you need to fold the mats for storage, please loosely fold the mats **ONLY** one time making certain you do not cause the mat to crease in the center. This will reduce the MAT-1 to a folded 24" x 18" size and the MAT-2 to a folded 24" x 30" size for easy storage. Please do not place any heavy objects on top of the loosely folded mats when in storage as this may create a center crease and damage the mat's circuitry.

Creating a crease in the center of the mats by tightly folding the mats may damage the circuitry and cause the mats to function improperly and void warranty.

12 Month Limited Warranty

This product is warranted to be free of factory defects for one year from date of purchase.

Life of product: If, at any time this mat does not function properly during testing prior to each use; stop using immediately and replace with a new mat.

All instruction sheets can be viewed and printed at www.padalarm.com

Set-up Instructions:

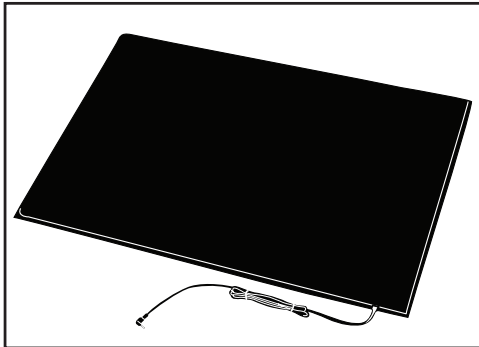


Figure 1

Place the Secure[®] Reversible Safety Mat on the floor in front of bed, chair or doorway. An 8-foot cord with connecting metal pin comes out of the mat corner.

WARNING!
Do not roll wheelchair or carts onto mat or place heavy objects on mat. You may damage mat and void warranty. Thanks.

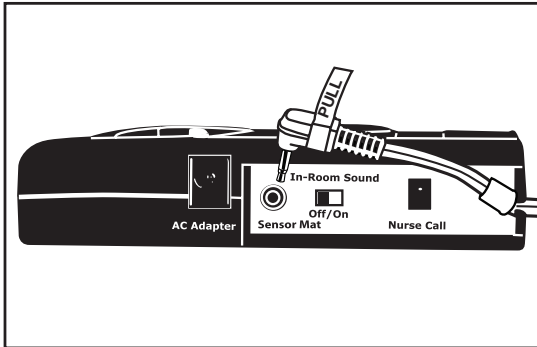


Figure 2

Connect the metal pin at the end of the 8-foot cord to the Secure[®] Reversible Safety Mat Alarm shown in Figure 2. The alarm is always on for resident safety. **CAUTION! ALWAYS remove sensor mat pin from alarm by pulling straight up on the white "PULL" tab. DO NOT attempt to remove pin any other way or you may damage pin and void warranty.**




Figure 3 (SMA-80 w/holder shown)

Insert the alarm into the alarm holder. Affix the alarm in holder to the bed frame or other stationary object making certain that the cord is out of the way to avoid the possibility of tripping over or damaging the cord. Set-up is now complete.

NOTE: Carefully read & understand the Secure[®] MAT-80 & MAT-120 instructions prior to use.

Please see our complete line of Secure[®] fall & wandering prevention products at www.padalarm.com.

Highest Quality...Lowest Prices...Guaranteed!

Personal Safety Corporation • Hiawatha, Iowa 52233 • 800.3.SECURE